

BEER TOWER DISPENSERS - SINGLE TOWER

MODEL: MXBD24-1BHC MXBD48-1BHC MXBD60-1BHC



MXBD24-1BHC



MXBD48-1BHC



MXBD60-1BHC

Maxx Cold X-Series Beer Tower Dispensers feature a sanitary stainless steel top and exterior for durable performance and easy cleaning. The forced air refrigeration system distributes cold air evenly to keep contents cooled. A standard 3-inch polished stainless steel draft tower dispenser is mounted to the top center counter and is cooled by continuous cold air circulation to maintain tap temperature that reduces foam when dispensing.

FEATURES AND CONSTRUCTION

- Constructed of powder-coated steel exterior (black) and interior (white)
- Stainless steel interior floor plate
- 3" (77mm) diameter stainless steel insulated beer tower
- Locking door(s) with wavy to grip recessed door handles
- Equipped with four (4) swivel casters (two with brakes)
- Solid state digital control system
- LED temperature display
- Equipped with integrated condensate evaporator therefore no drain line connection is needed
- Urethane foam insulated walls and doors
- Front-breathing refrigeration system

NET STORAGE CAPACITY (Cu Ft / L & Kegs)

MXBD24-1BHC	7.2 Cu Ft (204 L) / 1 Keg
MXBD48-1BHC	10.5 Cu Ft (297 L) / 2 Kegs
MXBD60-1BHC	14.2 Cu Ft (402 L) / 2 Kegs


TEMPERATURE

Holding temperature 33°F to 41°F (1°C to 5°C)

- Solid-state controls and forced-air system deliver consistent, easily adjustable temperature performance

ELECTRIC

115V / 60Hz / 1Ph
 (230V / 50-60Hz / 1Ph is available as an option)
 6' (2m) NEMA 5-15P cord set included



NEMA 5-15P

3RD PARTY APPROVALS



Intertek

Certified to ANSI NSF 7



Intertek

Certified to ANSI UL 471



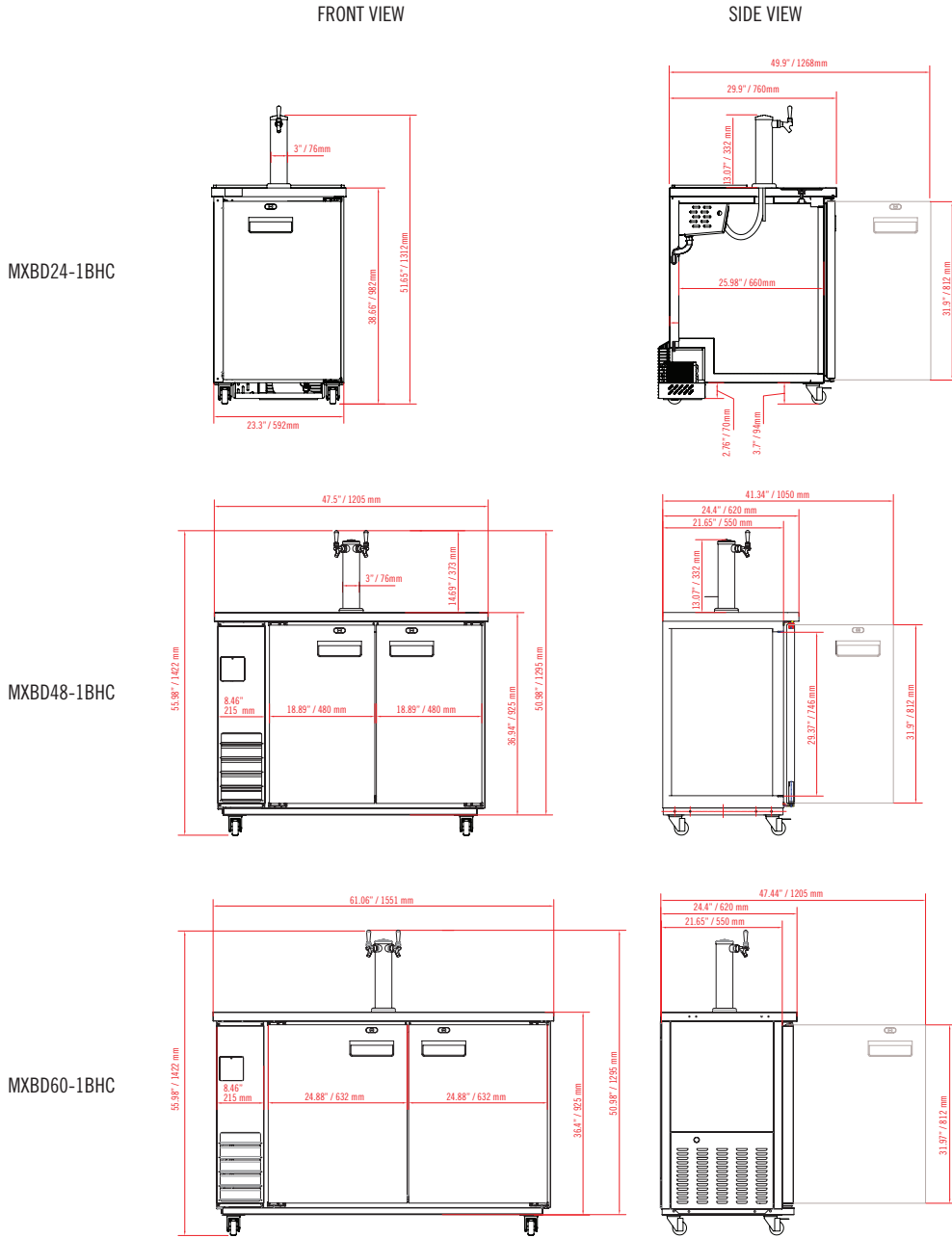
Zero Ozone Depletion Potential



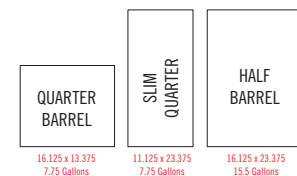
DOE 2017 Compliant

MAXX COLD WARRANTY (USA / CANADA)

Contact Maxx Cold for warranty statement at
 TechnicalServices@TheLegacyCompanies.com or 877.368.2797



TYPICAL KEG SIZES



MODEL	EXTERNAL DIMENSIONS	NET CAPACITY	HOLDING TEMPERATURE RANGE	AMP DRAW	SHIPPING WEIGHT	REFRIGERANT AND CHARGE SIZE	DOORS / TOWERS / TAP FAUCETS	ELECTRICAL
MXBD24-1BHC	23.3" x 29.9" x 51.65" (592 x 760 x 1312 mm)	7.2 Cu Ft (204 L)	33°F to 41°F (1°C to 5°C)	2.2A	161 lbs (73 kg)	R-600a 2.82 oz (80 g)	1 / 1 / 1	115V / 60Hz / 1Ph
MXBD48-1BHC	47.5" x 24.4" x 55.98" (1205 x 620 x 1422 mm)	10.5 Cu Ft (297 L)	33°F to 41°F (1°C to 5°C)	3.0A	264 lbs (120 kg)	R-290a 3.88 oz (110 g)	2 / 1 / 2	115V / 60Hz / 1Ph
MXBD60-1BHC	61.06" x 24.4" x 55.98" (1247 x 620 x 1422 mm)	14.2 Cu Ft (402 L)	33°F to 41°F (1°C to 5°C)	3.0A	302 lbs (137 kg)	R-290a 3.88 oz (110 g)	2 / 1 / 2	115V / 60Hz / 1Ph

INSTALLATION

- Shorter caster options are available to lower the overall height of the unit to satisfy ADA or other low profile requirements
- It is suggested that your beer distributor hook up this appliance initially for proper dispensing, and explaining needed sanitation/cleaning procedures
- Operation requires CO2 tank and regulator (not included)